

DOMESTIC WATER PUMPS

MAY 2016



WELCOME TO OUR LATEST RANGE

“As the world’s largest dedicated pump company, Grundfos is focused on sustainably delivering pumps and pumping solutions with increased reliability, energy efficiency and comfort. Whether these are for protecting whole cities from flooding or ensuring domestic homes have the water pressure they need, over 70 years of experience and hard won expertise sits behind them.

In this, our latest Plumbing Portfolio, we are delighted to announce the arrival of our innovative, low noise STR2/SSR2 shower pumps and inclusion of several additional existing products in the Grundfos WIN & EARN Rewards Scheme. Pricing on several products has also been reviewed to ensure premium quality does not have to mean uncompetitive costs and additional product selector and application guides have been incorporated to reduce installation time and unforeseen call-backs.

Coupled with outstanding online, mobile and telephone support, our focus has been on ensuring this is the best package of domestic water pumping solutions offered yet.”

Peter Reynolds

Managing Director – Grundfos Pumps Limited

GRUNDFOS INSTALLER COMPANION APP

24/7 support and loyalty rewards too!

Recognising that a picture can often replace a thousand words, or an easy to use sizing guide can prevent hours of frustrating rework, the Grundfos Installer Companion App is a valuable mobile assistant developed specifically for plumbers, installers and heating engineers.

On top of this, the App now also incorporates the Grundfos WIN & EARN reward scheme, offering Amazon vouchers in exchange for points (2000 points = £10) and the chance to win an iPad Air2 every month when pump purchases are registered.



Available on the
App Store
(iPhone 4+ / iPad2+)

GET IT ON
Google play
(Android 4.0+)

INDEX

SUPPORT 2 - 3

Grundfos Welcome, Grundfos Installer Companion App and WIN & EARN Rewards, Warranty & Support, Join the Grundfos Ecademy.

PUMP APPLICATIONS 4 - 5

Pump locations and applications.

SHOWER BOOSTERS 6 - 7

Shower Pump Range.

PUMP SELECTOR CHART 8 - 9

The full Grundfos range of pumps with application information, construction material and noise level details.

WATER PRESSURE BOOSTING 10 - 11

Water Pressure Boosting range for domestic appliances.

MACERATORS & WASTE WATER REMOVAL 12 - 13

The SOLOLIFT2 Range.

WARRANTY AND SUPPORT

SHOWER PUMPS (pages 6 & 7) warranty is 24 months from installation. Please leave the pump installed & call the technical helpline, as the majority of issues can be resolved over the phone.

SHOWER PUMP HELPLINE

Telephone: 01732 869700

Email: wgb-support@grundfos.com

ALL OTHER PRODUCTS in this brochure are warranted against manufacturing defects for 24 months from installation or 30 months from manufacture (covers 6 month shelf life).

MACERATORS & LARGE PUMPS should be left installed. Please contact the Grundfos Service Team for advice.

SERVICE TEAM

Telephone: 01942 263628

Email: servicesupportuk@grundfos.com

SMALL PUMPS should be returned to place of purchase, or alternatively contact the Customer Support team for advice.

CUSTOMER SUPPORT

Telephone: 01525 850000

Email: grundfosuk@grundfos.com

For your convenience the Grundfos Installer App & website provide 24/7 access to manuals, fitting videos & FAQ guides.

JOIN THE GRUNDFOS ECADEMY



GRUNDFOS ECADEMY

Want to learn more about pumps, pump theory and applications and get rewards whilst doing so?

The Grundfos Ecademy is an online educational platform for installers, fitters, engineers and merchant counter staff. Newly optimised into "bite-sized" modules and reformatted for use with tablets and smartphones, learning on the go has never been easier.

Find out more by visiting www.grundfos.co.uk/ecademy



SHOWER PUMP BASICS

When selecting a shower pump, it is important to consider if the system is positive or negative head and what pressure is desired.

Negative Head System

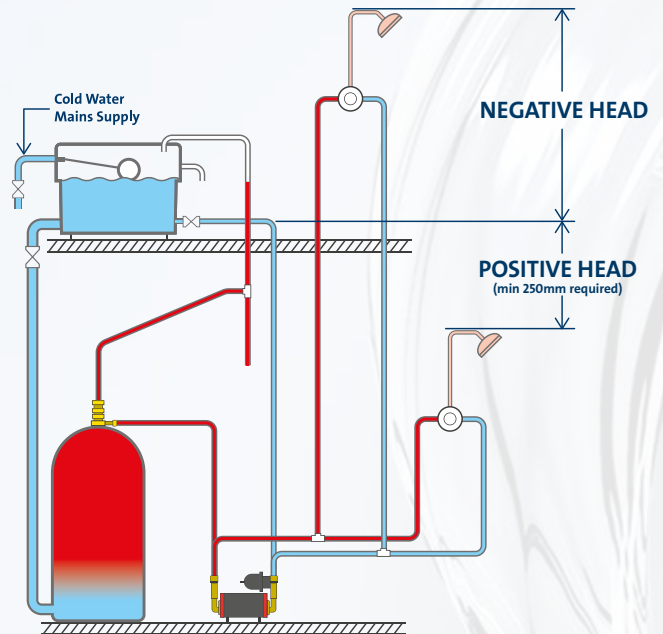
A negative head condition exists where the flow from the outlet is less than 0.5 litre/min. This is usually when there is insufficient pressure, under gravity, to provide a flow at the outlet.

Positive Head System

A positive head condition exists where the flow from the outlet is more than 0.5 litre/min. This is usually when there is sufficient pressure, under gravity, to provide a flow at the outlet.

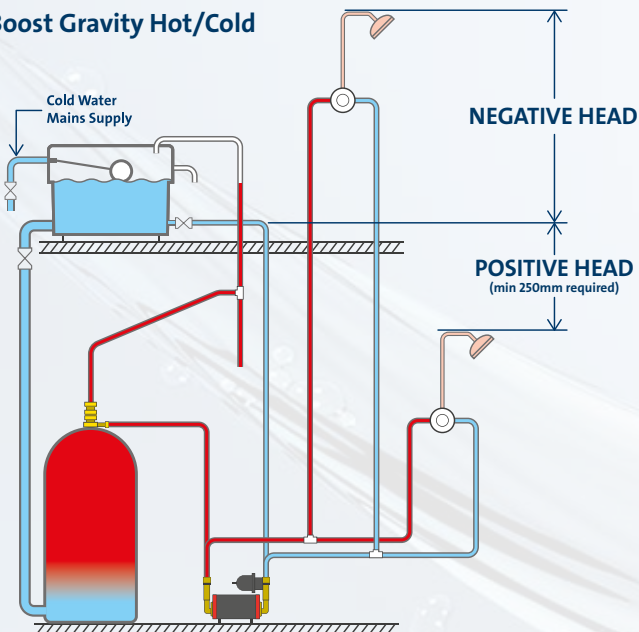
Pump Pressure (measured in Bar)

In pump performance, 1.0 Bar is generally considered low pressure, 1.5-2.0 Bar medium pressure and ≥ 3.0 Bar high pressure, eg. to run multiple showers/heads.

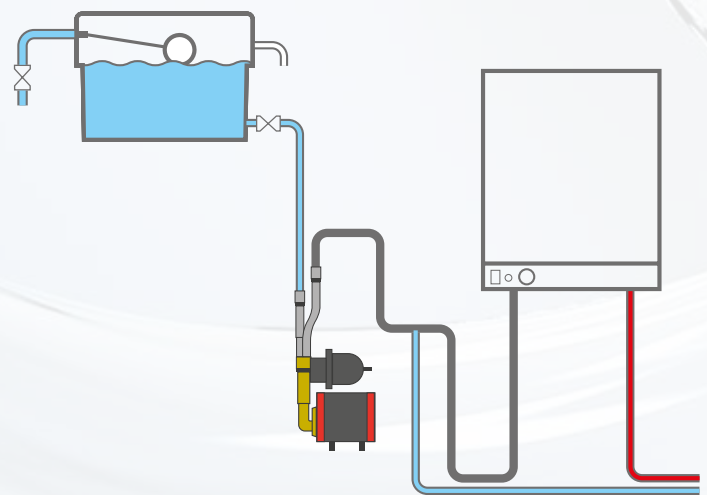


SHOWER BOOSTER APPLICATION GUIDE

Boost Gravity Hot/Cold



Boost to Combination Boiler only



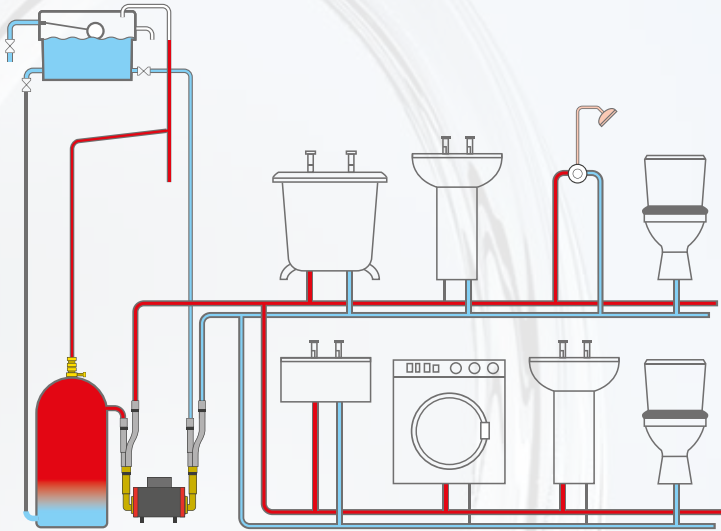
Positive Head Pump Options:
SSR2, STR2 & AMAZON

Negative Head Pump Options:
SSR2, STR2, AMAZON
Universal Pumps

Pump Options:
AMAZON Universal Single (SSN)/MQ / CMBE

SHOWER BOOSTER APPLICATION GUIDE

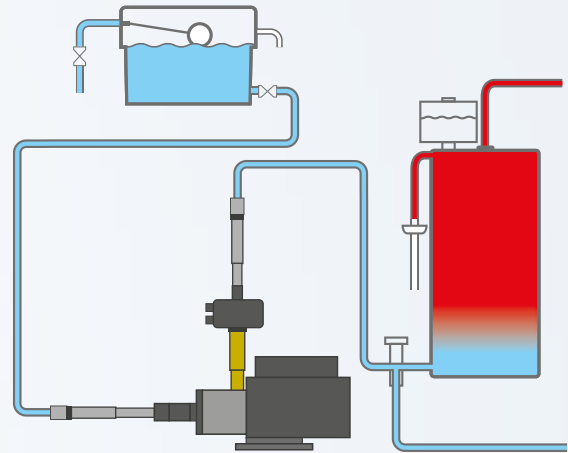
Boost Whole House Hot and Cold - Gravity fed, Positive Head



Pump Options:
AMAZON (STP)

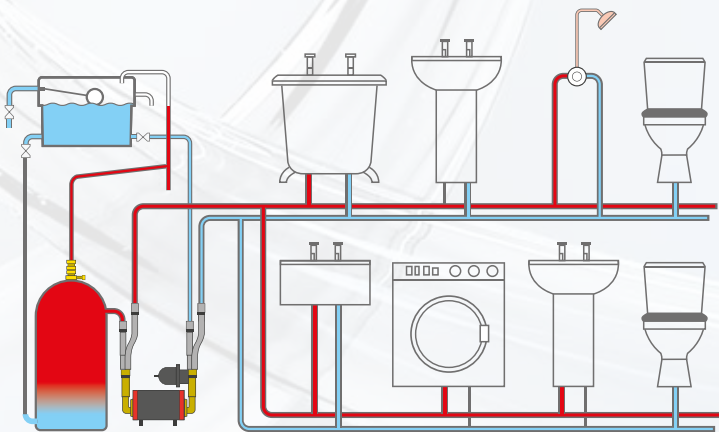
Boost Whole House – Unvented Cylinder

Cold water boost to unvented hot water cylinder



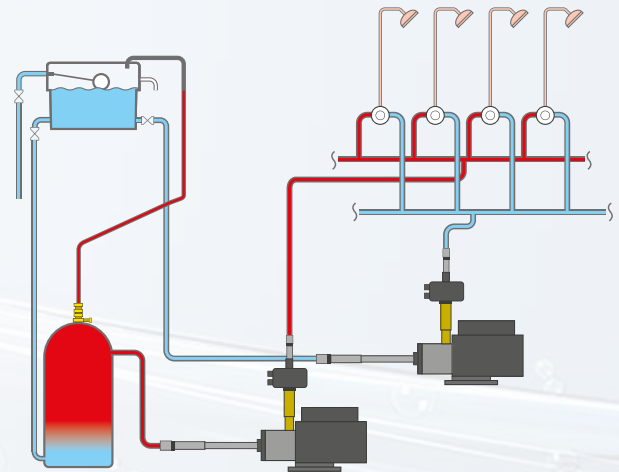
Pump Options:
MQ, CMB, CMBE, Max-e Boost, AMAZON Extra
With Integral Water Tank :
HOME BOOSTER, CM BYE-PAC

Boost Whole House Hot and Cold - Gravity fed, Negative Head



Pump Options:
AMAZON Universal Twin (STN)

Boost Hot/Cold Multi Outlet



Pump Options:
AMAZON EXTRA, AMAZON Universal Single (SSN)

TMV/Thermostatic shower valve protection required.



SSR2 and STR2

What it does

Positive head shower booster pump to increase water pressure to a gravity fed hot water system. Pumps available up to 2 Bar.

Typical Applications

For boosting water to a single shower or simple bathroom suite where the outlets are below the cold water storage tank.

Features & Benefits

- Low noise design - quiet induction motor and minimal turbulence pump head
- Continuously rated
- Supplied with 22mm Stainless steel hoses
- Fitted with long-life silicon carbide seals
- Twin (STR2) & Single (SSR2) impellers
- WRAS Compliant
- IPX2 water ingress protection
- Regenerative impeller designed to overcome air pockets

Product Codes

Twin Impeller	1.5 bar	STR2-1.5C
Twin Impeller	2.0 bar	STR2-2.0 C
Single Impeller	2.0 bar	SSR2-2.0 C

Accessories/Spares

The installation of a Surrey Flange is recommended.

Spare parts available.

Literature

SSR2 & STR2 Data Sheet.



SSR2 and STR2 Universal

What it does

Positive & Negative head shower booster pump to increase water pressure to a gravity fed hot water system. Pumps available up to 2 Bar.

Typical Applications

For boosting water to a single shower or simple bathroom suite where the outlets are above or below the cold water storage tank.

Features & Benefits

- Low noise design - quiet induction motor and minimal turbulence pump head
- Continuously rated
- Supplied with 22mm Stainless steel hoses
- Fitted with long-life silicon carbide seals
- Twin (STR2) & Single (SSR2) impellers
- WRAS Compliant
- IPX2 water ingress protection
- Regenerative impeller designed to overcome air pockets
- Auto activation in Negative Head operation
- Dry run protection built in

Product Codes

Twin Impeller	1.5 bar	STR2-1.5 CN
Twin Impeller	2.0 bar	STR2-2.0 CN
Single Impeller	2.0 bar	SSR2-2.0 CN

Accessories/Spares

The installation of a Surrey Flange is recommended.

Spare parts available.

Literature

SSR2 & STR2 Universal Data Sheet.



AMAZON

What it does

Positive head shower booster pump to increase water pressure to a gravity fed hot water system. Pumps available up to 4 Bar.

Typical Applications

For boosting water to single/multiple showers or whole house boosting where the outlets are below the cold water tank.

Features & Benefits

- Low noise design - quiet induction motor and minimal turbulence pump head
- Continuously rated
- Supplied with 22mm Stainless steel hoses
- Fitted with long-life silicon carbide seals
- Twin (STP) & Single (SSP) impellers
- WRAS Approved
- IPX2 water ingress protection
- Regenerative impeller designed to overcome air pockets
- Premium brass pump head and impeller

Product Codes

Twin Impeller	1.5 bar	STP-1.5 B
Single Impeller	2.0 bar	SSP-2.0 B
Twin Impeller	2.0 bar	STP-2.0 B
Single Impeller	3.0 bar	SSP-3.0 B
Twin Impeller	3.0 bar	STP-3.0 B
Twin Impeller	4.0 bar	STP-4.0 B

Accessories/Spares

The installation of a Surrey Flange is recommended for pumps up to 3 bar. Spare parts available.

Literature

Amazon Data Sheet.

The WRAS Approved Product and Material Certification Mark is owned by WRAS and used with their approval.

For further information on these products visit www.grundfos.co.uk - TELEPHONE: 01732 869700

be
think
innovate



AMAZON Universal

What it does

Positive & Negative head shower booster pump to increase water pressure to a gravity fed hot water system. Pumps available up to 4 Bar.

Typical Applications

For boosting water to single/multiple showers where the outlets are above or below the cold water tank.

Features & Benefits

- Low noise design - quiet induction motor and minimal turbulence pump head
- Continuously rated
- Supplied with 22mm Stainless steel hoses
- Fitted with long-life silicon carbide seals
- Twin (STN) & Single (SSN) impellers
- WRAS Approved
- IPX2 water ingress protection
- Regenerative impeller designed to overcome air pockets
- Premium brass pump head and impeller
- Auto activation in Negative Head operation
- Dry run protection built in

Product Codes

Twin Impeller	1.5 bar	STN-1.5 B
Single Impeller	2.0 bar	SSN-2.0 B
Twin Impeller	2.0 bar	STN-2.0 B
Single Impeller	3.0 bar	SSN-3.0 B
Twin Impeller	3.0 bar	STN-3.0 B
Twin Impeller	4.0 bar	STN-4.0 B

Accessories/Spares

The installation of a Surrey Flange is recommended for pumps up to 3 bar. Spare parts available.

Literature

Amazon Universal Data Sheet.



AMAZON EXTRA Universal

What it does

Positive and negative head booster pump to increase gravity water pressure in light commercial applications. Pumps available up to 6 Bar.

Typical Applications

For boosting multiple showers and whole house applications where the outlets are above or below the cold water storage tank.

Features & Benefits

- Continuously rated
- Multi-stage Booster pump
- WRAS Approved
- IP65 Water ingress protection
- Auto activation in Negative Head operation
- Dry run protection built in
- Cut in pressure 1.5 Bar

Product Code

Universal head pump 3.0 bar Amazon Extra 4-30

Universal head pump 5.0 bar Amazon Extra 4-50

Universal head pump 6.0 bar Amazon Extra 4-60

Accessories/Spares

Spare parts available.

Literature

Amazon Universal Data Sheet.



SURREY & YORK FLANGES

What it does

Considered an industry standard, the Surrey flange is designed to provide an independent hot water supply as well as dramatically reduce air surging, noise and temperature variations. The Surrey flange air vent automatically purges the shower circuit, preventing air accumulation in the hot water shower feed (patent applied for). The vent automatically traps and releases air, preventing back feed of aerated hot water.

Typical Applications

The installation of a Surrey flange is recommended for shower pumps up to 3 bar pressure.

15mm Surrey Flange:

To suit cylinder outlet of 1" BSP Female. Suited to pumps up to 1.5 bar pressure.

22mm Surrey Flange:

To suit Cylinder outlet of 1" BSP Female. Suited to pumps up to 3 bar pressure.

York Flange:

The York flange is a modified version of the 22mm Surrey flange, with an adaptor to suit cylinders with 1" BSP Male outlets. Suited to pumps up to 3 bar pressure.

The WRAS Approved Product and Material Certification Mark is owned by WRAS and used with their approval.

For further information on these products visit www.grundfos.co.uk - TELEPHONE: 01732 869700

Pump Type	UPA	STR2 & SSR2						Amazon						
Bar Pressure		1.5	2.0		2.0		1.5	2.0		3.0	4			
		Twin				Single		Twin						
Product Model	UPA 15-90 N	STR2-1.5 C	STR2-1.5 CN	STR2-2.0 C	STR2-2.0 CN	SSR2-2.0 C	SSR2-2.0 CN	STP-1.5 B	STN-1.5 B	STP-2.0 B	STN-2.0 B	STP-3.0 B	STN-3.0 B	STP-4.0 B
Positive / Universal Head	Positive	Positive	Universal	Positive	Universal	Positive	Universal	Positive	Universal	Positive	Universal	Positive	Universal	Positive
Application														
Boost hot or cold to individual taps	⊗					⊗	⊗							
Bath or Basin Mixer		⊗	⊗	⊗	⊗			⊗	⊗	⊗	⊗	⊗	⊗	⊗
Boost Hot Water (Cold Mains & Gravity Hot)						⊗	⊗							
Shower Only (Hot & Cold Gravity)		⊗	⊗	⊗	⊗			⊗	⊗	⊗	⊗	⊗	⊗	⊗
Multi Function Shower Head				⊗	⊗					⊗	⊗	⊗	⊗	⊗
Standard Bath Mixer/Shower		⊗	⊗	⊗	⊗			⊗	⊗	⊗	⊗	⊗	⊗	⊗
Shower Column (Gravity Hot & Cold)												⊗	⊗	⊗
Bathroom Booster				⊗	⊗	⊗ ²	⊗ ²			⊗	⊗	⊗	⊗	⊗
Electric Shower (Tank Fed)						⊗	⊗							
Boost to Combination Boiler (From Tank)														
Boost to Combination Boiler (Integrated Tank)														
Boost to Unvented Hot Water Storage (from Tank)														
Boost to Unvented Hot Water Storage (Integrated Tank)														
House Booster (Gravity) - 2 Bathrooms												⊗	⊗	⊗
House Booster (Gravity) - 3 Bathrooms														⊗
House Booster (Gravity) - 4 or more Bathrooms														
Commercial Booster (Cold Only)														
Construction Material	S/S	Composite						Brass						
Pump Noise Level at 1m		55 - 65 dBA						55 - 65 dBA						< 70
Min Pipe Size (Reducer may be required)		15 mm												

* All product continuously rated / * Amazon Range WRAS approved, all other ranges WRAS compliant.

					Amazon Extra			MQ		H_Booster		CMB/CMBE	BYE-PAC	MAX-E Boost	
1.0	2.0		3.0		3.0	5.0	6.0	3.5	4.5	3.0	4.5				
	Single		Single												
STN-4.0 B	SSP-2.0 B	SSN-2.0 B	SSP-3.0 B	SSN-3.0 B	Amazon Ex CH4-30	Amazon Ex CH4-50	Amazon Ex CH4-60	MQ3-35	MQ3-45	Home Booster 3.0 bar	Home Booster 4.5 bar				
Universal	Positive	Universal	Positive	Universal	Universal	Universal	Universal	Universal	Universal	Universal	Universal	Universal	Universal	Universal	
	(x)	(x)	(x)	(x)											
	(x)	(x)	(x)	(x)											
(x)															
(x)															
(x)	(x)2	(x)2	(x)2	(x)2											
	(x)	(x)	(x)	(x)											
	(x)		(x)		(x)			(x)							
			(x)	(x)	(x)	(x)	(x)	(x)	(x)	(x)	(x)		(x)		
										(x)	(x)		(x)		
(x)					(x)2	(x)2									
(x)					(x)2	(x)2	(x)2								
					(x)2	(x)2	(x)2								
							(x)1			(x)		(x)	(x)	(x)	
					Cast Iron			Stainless Steel							
dBA	55 - 65 dBA				65 dBA			65 dBA		Various		Various		65 dBA	
22 mm								1" BSPM	15 / 22mm		Various		11/4 BSPF		

(x) = 1 pump required (x)2 = 2 pumps required



UPA 15-90 N



What it does

Increases the pressure to one tap in domestic properties.

Typical Applications

Boost the pressure to one tap adding between 0.5 bar & 0.75 bar pressure with a single basin or sink tap running. Only designed for positive head applications with a flow rate of 90 - 120 l/hr to operate the flow switch.

Features & Benefits

- Stainless steel
- Easy to install
- Automatic or manual operation
- Suitable for water temperatures up to 70°C
- Maintenance free
- Low noise level
- Incorporates flow switch which starts or stops pump when tap is switched on or off
- 160mm port to port
- WRAS approved

Product Code

59539509



MQ3



What it does

Designed for cold water supply and pressure boosting to outlets no greater than 15m above the pump. Due to water byelaws the MQ3 must be used with a stand alone storage tank.

Typical Applications

Typical applications are increasing water pressure within domestic family homes, greenhouses and small light commercial units.

Features & Benefits

- Complete system - no additional controls required
- Easy to install, maintenance free
- Compact design
- Built in dry running protection
- Automatic reset
- Low noise level
- NRV supplied
- WRAS approved components

Product Codes

MQ3 - 35 96607287

MQ3 - 45 96607288



HOME BOOSTER



What it does

A cold water, whole house booster set with integrated stainless steel CM I pump, 200 ltr storage tank and PM2 controller.

Typical Applications

Boost mains water supply, to allow the demand requirements for a combi boiler, unvented hot water cylinder, and any outlets that require a minimum operating pressure. Suitable for most domestic properties with 1 or 2 bathrooms.

Features & Benefits

- Fully packaged unit for ease of installation
- Can be connected directly to the incoming water supply
- Adjustable start pressure settings via PM2 controller
- In built dry running protection
- Available, extra 200 ltr slave tank
- WRAS approved components

Not recommended to fit the unit in a loft or attic space.

Product Codes

HOME BOOSTER 3.0 MD300200

HOME BOOSTER 4.5 MD450200

Spares Available

Accessories Available

Slave Tank Part No MCST0200.

FOR FURTHER INFORMATION

Visit www.grundfos.co.uk

Visit the Grundfos PRODUCT CENTER & ECADEMY at www.grundfos.co.uk



CMB/CMBE



What it does

Water supply pump packages for boosting mains pressure from tank storage.

Typical Applications

Pressurised hot/cold water systems and water transfer from storage tanks for medium sized domestic properties with up to four bathrooms and/or garden irrigation.

Features & Benefits

- Compact design, small footprint.
- Wide range of flows and pressures
- Low noise for quiet operation
- All single phase options can be used in domestic environments
- Integral controls and motor/dry run protection
- With PM2 automatic stop/start controller on CMB versions
- CMBE versions - energy saving variable speed operation
- Stainless steel pump with WRAS approval

Available on Available on Product Centre and www.grundfos.co.uk or ask your merchant.

Spares Available

For full list visit the Grundfos Product Centre at www.grundfos.co.uk.



CM BYE-PAC



What it does

Water supply pump packages with inclusive Byelaws break tank for boosting mains pressure.

Typical Applications

Pressurised hot/cold water systems from integral storage tanks for medium sized domestic properties with up to four bathrooms and garden irrigation.

Features & Benefits

- Compact design with inclusive 50 or 100 gallon tank
- Wide range of flows and pressures available
- Low noise for quiet operation
- All single phase options can be used in domestic environments
- Integral controls and motor/dry run protection
- With PM2 automatic stop/start controller
- Stainless steel pump with WRAS approval

Product Codes

See CM Bye-Pac Sales Leaflet for Product Codes. Also full list available on the Grundfos Product Centre at www.grundfos.co.uk.

Spares Available

Pumps and pump spares, vessel and main components.



MAX-E BOOST



What it does

Single pump, cost effective packaged cold water booster set. Constant pressure, variable speed operation. Soft start/stop eliminates water hammer.

Typical Applications

Cold water pressure boosting for properties with two or more bathrooms, or installations with high flow outlet fittings e.g. body jets.

Features & Benefits

- Packaged booster set with integral control
- Variable speed operation for constant pressure
- Factory commissioned to 3 bar, at 1.9 l/s flow
- Control panel with indicator lights
- Single phase supply
- Supplied with anti vibration mounts
- Supplied with low level float switch
- WRAS approved pump and pressure vessel

Product Code

MAX-E BOOST - 98536448

Spares Available

For full list visit the Grundfos Product Centre at www.grundfos.co.uk.

Accessories Available

1 1/2" Flexible Coupling- GBPC1001.

For larger demand requirements, please see the Grundfos GTI at www.grundfos.co.uk.

The WRAS Approved Product and Material Certification Mark is owned by WRAS and used with their approval.



The Grundfos SOLOLIFT2 range has completely revolutionised the addition of extra facilities away from the main soil stack.

The SOLOLIFT2 WC models contain a powerful motor, robust vortex pump and professional hardened stainless steel cutter (more able to withstand occasional 'unauthorised' objects) – which are assembled together in a self contained unit that can be completely removed without the SOLOLIFT2 having to be drained or moved from situ.



800 POINTS



SOLOLIFT2 WC-1

What it does

Removes wastewater and toilet waste from a single w.c. and basin where outlet is away from the main soil stack.

Typical Applications

Extra bathrooms, cloakrooms, shower rooms in loft or basement conversions, holiday cottages, B&B's, student or disabled accommodation etc

Features & Benefits

- WC-1 = Fixed WC inlet, plus 1 additional optional inlet
- Unique modern design
- Low noise level
- Unique reliable professional cutter
- Modular design for ease of service
- 'Clean hands' serviceability
- Thermal overload switch
- High power motor
- Vertical or horizontal discharge
- Internal benching -minimal residue
- Self cleaning, no need for chemicals
- Vent pipe connection option
- Continuous operation without tripping
- Flexible discharge pipe adapters for outer pipe diameters of $\phi 23$, $\phi 25$, $\phi 28$, and $\phi 32$ mm

Product Code

SOLOLIFT2 WC-1 - 97775329



800 POINTS



SOLOLIFT2 WC-3

What it does

Removes wastewater and toilet waste from a single w.c., basin, shower and bidet where outlet is away from the main soil stack.

Typical Applications

Extra bathrooms, cloakrooms, shower rooms in loft or basement conversions, holiday cottages, B&B's, student or disabled accommodation etc

Features & Benefits

- WC-3 = Fixed WC inlet, plus 3 additional optional inlets
- Unique modern design
- Low noise level
- Unique reliable professional cutter
- Modular design for ease of service
- 'Clean hands' serviceability
- Thermal overload switch
- High power motor
- Vertical or horizontal discharge
- Internal benching -minimal residue
- Self cleaning, no need for chemicals
- Vent pipe connection option
- Continuous operation without tripping
- Flexible discharge pipe adapters for outer pipe diameters of $\phi 23$, $\phi 25$, $\phi 28$, and $\phi 32$ mm

Product Code

SOLOLIFT2 WC-3 - 97775330

FOR FURTHER INFORMATION

Visit www.grundfos.co.uk
Visit GRUNDFOS PRODUCT CENTRE & ECADEMY at www.grundfos.co.uk



See the Grundfos SOLOLIFT2 Installation Video

<http://uk.grundfos.com/about-us/news-and-press/news/how-to-install-a-sololift2.html>



800 POINTS



SOLOLIFT2 CWC-3

What it does

Removes wastewater and toilet waste from a wall hung toilet, basin & shower where outlet is away from the main soil stack.

Typical Applications

Extra bathrooms, cloakrooms, shower rooms in loft or basement conversions, holiday cottages, B&B's, student or disabled accommodation etc

Features & Benefits

- For wall hung toilets, compact and slim for easy integration.
- CWC-3 = Compact unit with fixed WC inlet, plus 3 additional optional inlets
- Unique modern design
- Low noise level
- Unique reliable professional cutter
- Modular design for ease of service
- 'Clean hands' serviceability
- Thermal overload switch
- High power motor
- Vertical or horizontal discharge
- Internal benching - minimal residue
- Self cleaning, no need for chemicals
- Vent pipe connection option
- Continuous operation without tripping
- Flexible discharge pipe adapters for outer pipe diameters of $\phi 23$, $\phi 25$, $\phi 28$, and $\phi 32$ mm

Product Code

SOLOLIFT2 CWC-3 - 97775331



800 POINTS



SOLOLIFT2 C-3

What it does

Removes wastewater from a washing machine, dishwasher and basin where outlet is away from the main soil stack.

Typical Applications

Especially designed for high temp liquid wastewater from washing machines or dishwashers. Use when adding a utility room, or for loft or basement conversions, holiday cottages, B&B's, student or disabled accommodation etc

Features & Benefits

- Compact unit with 3 optional inlets
- Compact and slim for installation under a washbasin or in a closet
- Low noise level
- Modular design for ease of service
- Thermal overload switch
- Up to 90°C water temperature
- Vortex impeller reduces clogging
- Adjustable start level
- High power motor
- Vertical or horizontal discharge
- Vent pipe connection option
- Continuous operation without tripping
- Flexible discharge pipe adapters for outer pipe diameters of $\phi 23$, $\phi 25$, $\phi 28$, and $\phi 32$ mm

Product Code

SOLOLIFT2 C-3 - 97775332



800 POINTS



SOLOLIFT2 D-2

What it does

Removes wastewater from a shower and basin where outlet is away from the main soil stack.

Typical Applications

Extra sink, basin or shower in a loft or basement conversion, holiday cottages, B&B's, student or disabled accommodation etc

Features & Benefits

- Compact unit with 2 optional inlets
- Unique design with smooth line and rounded edges - fits every modern bathroom environment
- Low noise level
- Modular design for ease of service
- Thermal overload switch
- Vortex impeller helps reduce clogging from fibres and hair
- 20mm free passage
- 80mm minimum trap outlet height
- High power motor
- Vent pipe connection option
- Continuous operation without tripping
- Flexible discharge pipe adapters for outer pipe diameters of $\phi 23$, $\phi 25$, $\phi 28$, and $\phi 32$ mm

Product Code

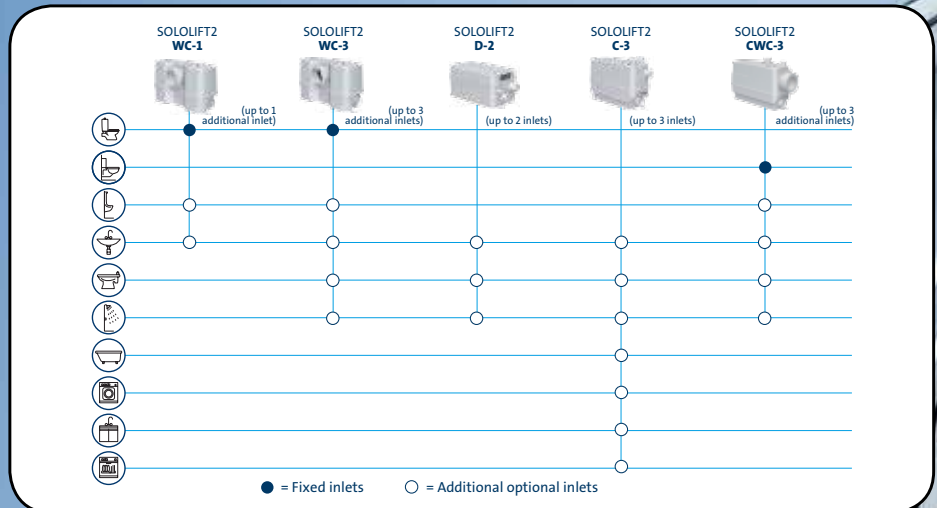
SOLOLIFT2 D-2 - 97775333




The Grundfos
SOLOLIFT2 Selector App
featuring installation guides and Videos
now available to download




With only 5 models to choose from, selecting and installing your SOLOLIFT2 is simple and fast.




SOLOLIFT2 WC-1




SOLOLIFT2 WC-3




SOLOLIFT2 CWC-3



SOLOLIFT2 C-3



SOLOLIFT2 D-2



SOLOLIFT2 Accessories

Type	Product	Grundfos P/N
Inlet kit D40/40/32, spare	D-2	97775334
(A) Second inlet kit D50/40/40, spare	WC-3/ CWC-3/C-3	97775335
(B) Adapter kit UK (Ø 36mm), spare	All versions	97775336
Alarm PCB	WC-1/WC-3/ CWC-3	97772315
(C) Service drain hose (500mm)	All versions	97789093
(D) Extension hose kit for left hand discharge (500mm, Ø32/38mm)	WC-1/WC-3	97772316



UPS 15-50 N



What it does

A traditional secondary hot water circulator.

Typical Applications

For secondary hot water distribution to circulate water in the system to ensure hot water is available on demand.

Features & Benefits

- Quiet operation
- Highest quality engineering and corrosion free materials for long life expectancy
- 130mm port to port
- WRAS approved

Product Code

97549426



ALPHA2 15-50 N



What it does

ALPHA2 N is an energy efficient variable speed, stainless steel secondary hot water circulator.

Typical Applications

For secondary hot water distribution to circulate water in the system to ensure hot water is available on demand.

Features & Benefits

- Energy saving
- Automatic variable speed and traditional fixed speed operation.
- Display shows power on and electrical usage
- Quiet operation, minimal system and valve noise
- Unique 'Plug and Pump' electrical connection.
- 130mm port to port
- WRAS approved

Product Code

95047511

Accessories/Spares

ALPHA 2 electrical plug -
Product Code - 595562



ALPHA2L 20-45 N



What it does

ALPHA2L N is an energy efficient variable speed, stainless steel secondary hot water circulator and an ideal replacement for the UPS 20-40 N.

Typical Applications

For secondary hot water distribution to circulate water in larger system to ensure hot water is available on demand.

Features & Benefits

- Energy saving
- Automatic variable speed and traditional fixed speed operation
- Display shows power on and electrical usage
- Quiet operation, minimal system and valve noise
- Unique 'Plug and Pump' electrical connection
- 150mm Port to port
- WRAS approved

Product Code

98094952

COMFORT

400 POINTS



AUTOADAPT
version now
available!



What it does

An energy efficient secondary hot water circulator.

Typical Applications

For use on secondary hot water distribution -
recommended for "pressurised" HWS systems only.

Features & Benefits

- 4 models available
- Head removal for ease of maintenance
- Quiet operation
- 2 models with energy saving feature AUTOADAPT - where the pump analyses the system demands to find the optimum setting

- Highest quality engineering and corrosion free materials for long life expectancy

- UP15 port to port 80mm
- UP20 port to port 110mm
- WRAS approved

Product Codes

UP15-14B PM	97916771
UP15-14BA PM with AUTOADAPT	97916757
UP20-14BX PM	97916772
UP20-14BXA PM with AUTOADAPT	97916749

Also available from Grundfos

Domestic Heating Circulators

300 POINTS 



UPS2 - Built in the UK and designed specifically to meet the needs of UK installers looking to upgrade/replace the previous UPS 15-50 & 15-60 pumps.

400 POINTS 



ALPHA2 L - High efficiency domestic circulator, designed for energy saving upgrade/replacement of the previous UPS 15-50 & 15-60 pumps.

600 POINTS 



NEW ALPHA2 - The latest 'D' version remains the most advanced & energy efficient domestic circulator on the market, with additional features for optimal energy saving.

Grey Water Removal Pumps



Unilift CC - Composite/stainless steel submersible Drainage pump. For removal of non-aggressive & slightly dirty (grey) water.



Unilift KP/AP - Stainless steel submersible drainage pumps. For removal of non-aggressive & grey water.